


 <div style="display: inline-block; text-align: center;"> <p>Import quota Poultrymeat and eggs sectors Allocated and available quantities</p> </div> 
--

(kgs)

Commission Regulation	Product	Order Nr	Origin	Annual volume	Available volume for the quarter	Allocated quantity	Allocation %	Available next quarter (1)
JULY - SEPTEMBER 2009								
616/2007	chicken and turkey preparations	09.4211	Brazil	170 807 000	51 242 100	51 242 072	100,0%	51 242 100
		09.4212	Thailand	92 610 000	27 783 000	0	0,0%	55 566 000
		09.4213	Other	828 000	n.a. ⁽²⁾	827 994	100,0%	n.a. ⁽²⁾
		09.4214	Brazil	79 477 000	23 843 100	23 843 095	100,0%	23 843 100
		09.4215	Thailand	160 033 000	48 009 900	48 009 892	100,0%	48 009 900
		09.4216	Other	11 443 000	3 432 900	2 165 290	63,1%	4 700 510
		09.4217	Brazil	92 300 000	27 690 000	27 689 997	100,0%	27 690 000
		09.4218	Other	11 596 000	3 478 800	0	0,0%	6 957 600
533/2007	chicken and turkey meat	09.4067	erga omnes	6 249 000	1 562 250	1 562 243	100,0%	1 562 250
		09.4068		8 070 000	2 017 500	2 017 496	100,0%	2 017 500
		09.4069		2 305 000	576 250	576 242	100,0%	576 250
		09.4070		1 201 000	300 250	300 249	100,0%	300 250
536/2007	chicken and turkey meat	09.4169	USA	16 665 000	4 166 250	75 000	1,8%	8 257 500
539/2007	eggs and egg products	09.4015	erga omnes	135 000 000	27 000 000	0	0,0%	67 500 000
		09.4401		7 000 000	1 750 000	1 749 993	100,0%	1 750 000
		09.4402		15 500 000	3 875 000	2 112 374	54,5%	5 637 626
1384/2007	turkey, duck and goose meat	09.4091	Israël	560 000	420 000	0	0,0%	560 000
		09.4092		1 568 000	962 600	678 120	70,4%	962 600
1385/2007	chicken and turkey meat	09.4410	Brazil	9 432 000	2 358 008	2 357 995	100,0%	2 358 000
		09.4411	Thailand	5 100 000	3 825 000	0	0,0%	5 100 000
		09.4412	Other	3 300 000	825 010	825 003	100,0%	825 000
		09.4420	Brazil	1 800 000	450 007	450 001	100,0%	450 000
		09.4421	Other	700 000	175 003	175 000	100,0%	175 000
		09.4422	Erga omnes	2 485 000	621 255	621 247	100,0%	621 250

(1) IMPORTANT NOTE: the quantities mentioned under this heading are the ones officially published, i.e. they refer to the sum of the initially available volume for the next quarter (as fixed by the regulation) and the quantity not applied for (published in series C of the OJ); actually available quantities at the moment of the allocation may be higher following the return of unused licences.

(2) 09.4213 is an annual quota; data mentioned concern the whole July-June period.



	Import quota Poultrymeat and eggs sectors Allocated and available quantities	
---	---	---

(kgs)

Commission Regulation	Product	Order Nr	Origin	Annual volume	Available volume for the quarter	Allocated quantity	Allocation %	Available next quarter (1)
OCTOBER - DECEMBER 2009								
616/2007	chicken and turkey preparations	09.4211	Brazil	170 807 000	51 242 128	51 242 012	100,0%	34 161 400
		09.4212	Thailand	92 610 000	55 566 000	0	0,0%	74 088 000
		09.4213	Other	828 000	n.a. ⁽²⁾	n.a. ⁽²⁾	n.a. ⁽²⁾	n.a. ⁽²⁾
		09.4214	Brazil	79 477 000	23 843 105	17 874 310	75,0%	21 864 195
		09.4215	Thailand	160 033 000	48 009 908	48 009 903	100,0%	32 006 600
		09.4216	Other	11 443 000	4 700 510	2 175 600	46,3%	4 813 510
		09.4217	Brazil	92 300 000	27 690 003	27 689 998	100,0%	18 460 000
		09.4218	Other	11 596 000	6 957 600	0	0,0%	9 276 800
533/2007	chicken and turkey meat	09.4067	erga omnes	6 249 000	1 562 257	1 562 249	100,0%	1 562 250
		09.4068		8 070 000	2 017 504	2 017 498	100,0%	2 017 500
		09.4069		2 305 000	576 258	576 250	100,0%	576 250
		09.4070		1 201 000	300 251	300 249	100,0%	300 250
536/2007	chicken and turkey meat	09.4169	USA	16 665 000	8 257 500	0	0,0%	12 423 750
539/2007	eggs and egg products	09.4015	erga omnes	135 000 000	67 500 000	0	0,0%	108 000 000
		09.4401		7 000 000	1 750 007	1 749 995	100,0%	1 750 000
		09.4402		15 500 000	5 637 626	2 255 058	40,0%	7 257 568
1384/2007	turkey, duck and goose meat	09.4091	Israël	560 000	560 000	0	0,0%	140 000
		09.4092		1 568 000	676 573	537 092	79,4%	392 000
1385/2007	chicken and turkey meat	09.4410	Brazil	10 057 000	2 986 555	2 986 548	100,0%	2 983 000
		09.4411	Thailand	5 100 000	5 100 000	0	0,0%	1 275 000
		09.4412	Other	3 300 000	825 936	825 929	100,0%	825 000
		09.4420	Brazil	2 425 000	1 077 842	1 077 837	100,0%	1 075 000
		09.4421	Other	700 000	175 003	175 001	100,0%	175 000
		09.4422	Erga omnes	2 485 000	623 743	623 736	100,0%	621 250

(1) IMPORTANT NOTE: the quantities mentioned under this heading are the ones officially published, i.e. they refer to the sum of the initially available volume for the next quarter (as fixed by the regulation) and the quantity not applied for (published in series C of the OJ); actually available quantities at the moment of the allocation may be higher following the return of unused licences.

(2) 09.4213 is an annual quota; see table for July-September period.



	Import quota Poultrymeat and eggs sectors Allocated and available quantities	
---	---	---

(kgs)

Commission Regulation	Product	Order Nr	Origin	Annual volume	Available volume for the quarter	Allocated quantity	Allocation %	Available next quarter (1)
JANUARY - MARCH 2010								
616/2007	chicken and turkey preparations	09.4211	Brazil	170 807 000	34 185 978	34 185 946	100,0%	34 161 400
		09.4212	Thailand	92 610 000	74 088 000	0	0,0%	92 610 000
		09.4213	Other	828 000	n.a. ⁽²⁾	n.a. ⁽²⁾	n.a. ⁽²⁾	n.a. ⁽²⁾
		09.4214	Brazil	79 477 000	21 864 195	9 886 419	45,2%	27 873 176
		09.4215	Thailand	160 033 000	32 006 605	32 006 600	100,0%	32 006 600
		09.4216	Other	11 443 000	4 813 510	2 154 000	44,7%	4 948 110
		09.4217	Brazil	92 300 000	18 460 005	18 460 002	100,0%	18 460 000
		09.4218	Other	11 596 000	9 276 800	0	0,0%	11 596 000
533/2007	chicken and turkey meat	09.4067	erga omnes	6 249 000	1 562 258	1 562 251	100,0%	1 562 250
		09.4068		8 070 000	2 017 506	2 017 501	100,0%	2 017 500
		09.4069		2 305 000	576 258	576 248	100,0%	576 250
		09.4070		1 201 000	300 252	180 150	60,0%	420 352
536/2007	chicken and turkey meat	09.4169	USA	16 665 000	12 423 750	100 000	0,8%	16 490 000
539/2007	eggs and egg products	09.4015	erga omnes	135 000 000	108 000 000	0	0,0%	135 000 000
		09.4401		7 000 000	1 750 012	1 750 003	100,0%	1 750 000
		09.4402		15 500 000	7 257 568	2 027 273	27,9%	9 105 295
1384/2007	turkey, duck and goose meat	09.4091	Israël	560 000	140 000	0	0,0%	280 000
		09.4092		4 000 000	1 000 000	999 998	100,0%	1 000 000
1385/2007	chicken and turkey meat	09.4410	Brazil	11 932 000	2 983 000	2 982 986	100,0%	2 983 000
		09.4411	Thailand	5 100 000	1 275 000	0	0,0%	2 550 000
		09.4412	Other	3 300 000	825 000	824 991	100,0%	825 000
		09.4420	Brazil	4 300 000	1 075 000	1 074 991	100,0%	1 075 000
		09.4421	Other	700 000	175 000	174 999	100,0%	175 000
		09.4422	Erga omnes	2 485 000	621 250	621 242	100,0%	621 250

(1) IMPORTANT NOTE: the quantities mentioned under this heading are the ones officially published, i.e. they refer to the sum of the initially available volume for the next quarter (as fixed by the regulation) and the quantity not applied for (published in series C of the OJ); actually available quantities at the moment of the allocation may be higher following the return of unused licences.

(2) 09.4213 is an annual quota; see table for July-September period.

 <div style="display: inline-block; text-align: center;"> <p>Import quota Poultrymeat and eggs sectors Allocated and available quantities</p> </div> 
--

(kgs)

Commission Regulation	Product	Order Nr	Origin	Annual volume	Available volume for the quarter	Allocated quantity	Allocation %	Available next quarter (1)
APRIL - JUNE 2010								
616/2007	chicken and turkey preparations	09.4211	Brazil	170 807 000	34 325 291	34 325 231	100,0%	51 242 100
		09.4212	Thailand	92 610 000	92 610 000	0	0,0%	27 783 000
		09.4213	Other	828 000	n.a. ⁽²⁾	n.a. ⁽²⁾	n.a. ⁽²⁾	828 000
		09.4214	Brazil	79 477 000	30 824 656	7 290 212	23,7%	23 843 100
		09.4215	Thailand	160 033 000	32 086 490	32 086 483	100,0%	48 009 900
		09.4216	Other	11 443 000	4 987 691	1 538 300	30,8%	3 432 900
		09.4217	Brazil	92 300 000	18 978 379	16 518 000	87,0%	27 690 000
		09.4218	Other	11 596 000	11 596 000	0	0,0%	3 478 800
533/2007	chicken and turkey meat	09.4067	erga omnes	6 249 000	1 565 899	1 565 892	100,0%	1 562 250
		09.4068		8 070 000	2 024 535	605 250	29,9%	2 017 500
		09.4069		2 305 000	576 341	576 334	100,0%	576 250
		09.4070		1 201 000	420 674	0	0,0%	300 250
536/2007	chicken and turkey meat	09.4169	USA	16 665 000	16 515 052	0	0,0%	4 166 250
539/2007	eggs and egg products	09.4015	erga omnes	135 000 000	135 000 000	0	0,0%	27 000 000
		09.4401		7 000 000	1 757 340	1 757 331	100,0%	1 750 000
		09.4402		15 500 000	9 107 324	854 105	9,4%	3 875 000
1384/2007	turkey, duck and goose meat	09.4091	Israël	560 000	280 000	0	0,0%	420 000
		09.4092		4 000 000	1 000 002	365 800	36,6%	1 634 202
1385/2007	chicken and turkey meat	09.4410	Brazil	11 932 000	2 983 014	2 983 001	100,0%	2 983 000
		09.4411	Thailand	5 100 000	2 550 000	0	0,0%	3 825 000
		09.4412	Other	3 300 000	825 009	825 002	100,0%	825 000
		09.4420	Brazil	4 300 000	1 075 009	1 075 002	100,0%	1 075 000
		09.4421	Other	700 000	175 001	174 999	100,0%	175 000
		09.4422	Erga omnes	2 485 000	621 258	621 250	100,0%	621 250

(1) IMPORTANT NOTE: the quantities mentioned under this heading are the ones officially published, i.e. they refer to the sum of the initially available volume for the next quarter (as fixed by the regulation) and the quantity not applied for (published in series C of the OJ); actually available quantities at the moment of the allocation may be higher following the return of unused licences.

(2) 09.4213 is an annual quota; see table for July-September period.